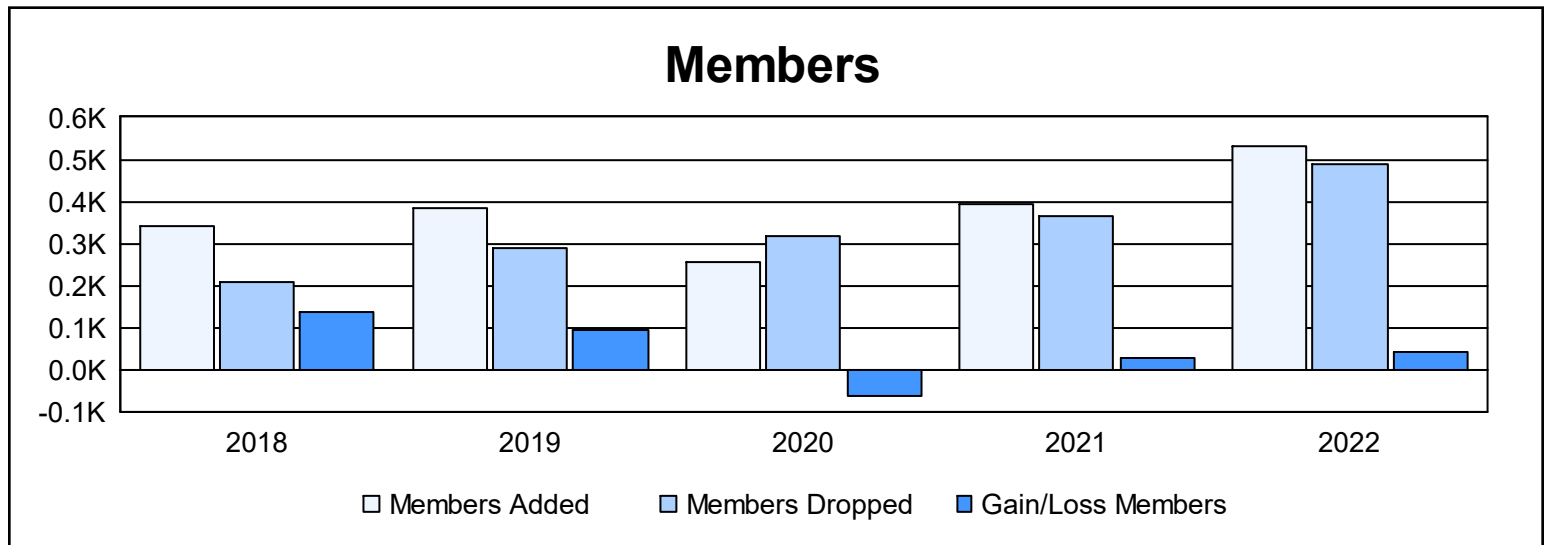
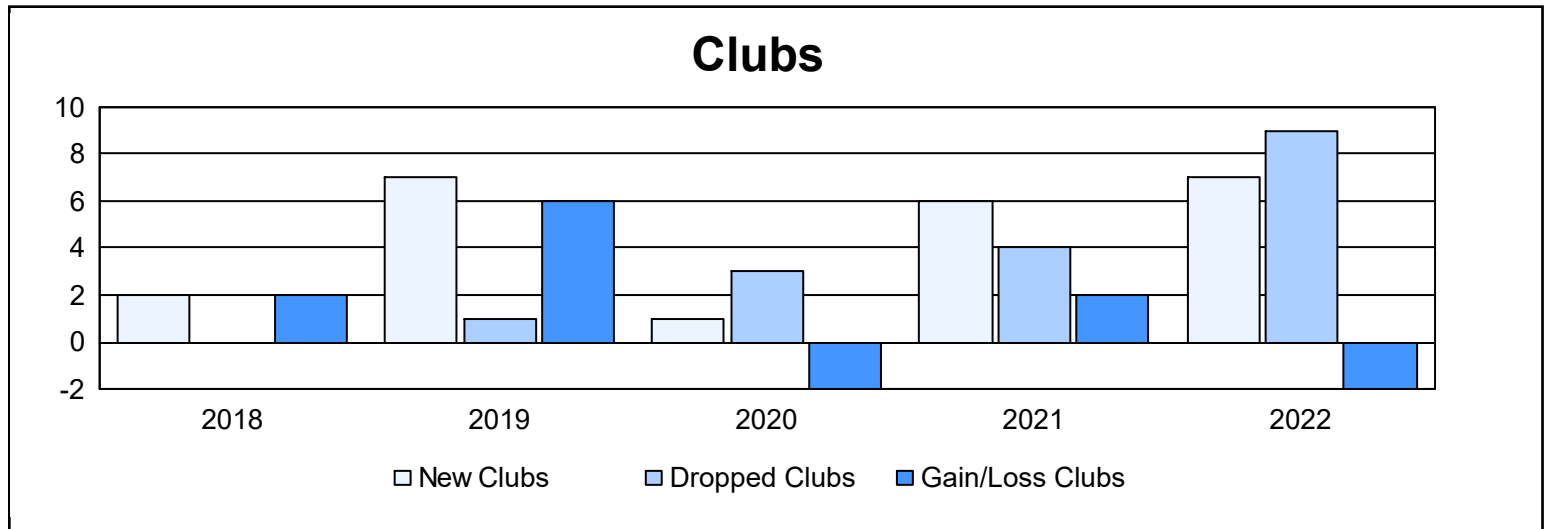
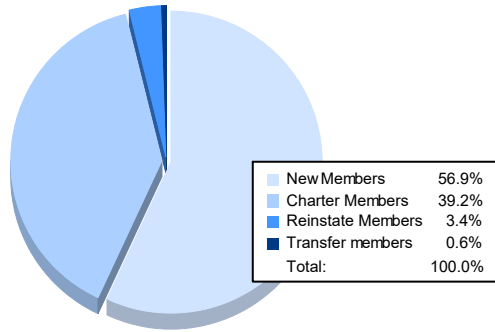


Year	New Clubs	Dropped Clubs	Gain/ Loss Clubs	New Members	Charter Members	Reinstate Members	Transfer Members	Total Member Added	Total Members Dropped	Gain/ Loss Members
2017-2018	2	0	2	266	67	7	1	341	206	135
2018-2019	7	1	6	152	203	22	6	383	287	96
2019-2020	1	3	-2	201	44	5	4	254	317	-63
2020-2021	6	4	2	225	141	20	6	392	364	28
2021-2022	7	9	-2	302	208	18	3	531	489	42
<b>Average</b>	<b>5</b>	<b>3</b>	<b>1</b>	<b>229</b>	<b>133</b>	<b>14</b>	<b>4</b>	<b>380</b>	<b>333</b>	<b>48</b>



### Membership Composition June 2022 Cumulative



### Gender Composition June 2022 Cumulative

